





CONTENTS

TOPIC	 STAGE 1	 STAGE 2	 STAGE 3	 STAGE 4
	STAGE 1 Emphasis: <i>Clarifying ideas and terms</i>	STAGE 2 Emphasis: <i>Raising questions</i>	STAGE 3 Emphasis: <i>Investigating / process of inquiry</i>	STAGE 4 Emphasis: <i>Linking evidence and theory</i>
1 – The nature of science – Working scientifically <i>Page 6</i>	Exploring scientific questions <i>Groups: 2 ▶ 4 ▶ 2</i>	Is this science? <i>Groups: 2 ▶ 4 ▶ 2</i>	Observing and interpreting <i>Groups: 2 ▶ 4</i>	From experiment to conclusion <i>Groups: 1 ▶ 2 ▶ All</i>
2 – Biology – Body works <i>Page 10</i>	Parts of systems <i>Groups: 2 ▶ 1 ▶ 2</i>	How body systems work <i>Groups: 1 ▶ 2</i>	Heart rate changes in exercise <i>Groups: 2</i>	Body structures and functions <i>Groups: 2 ▶ 4 ▶ 1</i>
3 – Biology – Living plants <i>Page 14</i>	About plants <i>Groups: 1 ▶ 2 ▶ 4</i>	How do plants function? <i>Groups: 1 ▶ 2 ▶ 4 ▶ 1</i>	Water in plants <i>Groups: 1 ▶ 2 ▶ 4</i>	Plants transpire <i>Groups: 1 ▶ 2 ▶ 4</i>
4 – Chemistry – Make mine metal <i>Page 18</i>	Metals quiz <i>Groups: 1 ▶ 2</i>	What makes a metal a metal? <i>Groups: 1 ▶ 2</i>	Rusting in metals <i>Groups: 2 ▶ 4</i>	Interview with a metal <i>Groups: 2</i>
5 – Chemistry – Chemicals reacting <i>Page 22</i>	About chemical reactions <i>Groups: 1 ▶ 2 ▶ 4</i>	Chemical shorthand <i>Groups: 1 ▶ 2</i>	Observing reactions <i>Groups: 1 ▶ 2 ▶ 4</i>	When a reaction occurs <i>Groups: 1 ▶ 2</i>
6 – Earth science – The Earth’s top layer <i>Page 26</i>	About soil <i>Groups: 1 ▶ 2</i>	Soil is ... <i>Groups: 2 ▶ 4 ▶ 2 ▶ 1</i>	Testing soil texture <i>Groups: 1 ▶ 2 ▶ 4</i>	Grains in soils <i>Groups: 1 ▶ 2</i>
7 – Physics – About heat <i>Page 30</i>	Hot-water bottles <i>Groups: 1 ▶ 2 ▶ 4 ▶ 1</i>	What is heat? <i>Groups: 1 ▶ 2 ▶ 4</i>	Investigating heat insulation <i>Groups: 2 ▶ 4</i>	Explaining heat transfer <i>Groups: 1 ▶ 2 ▶ 4</i>
8 – Physics – Using machines <i>Page 34</i>	Simple and complex machines <i>Groups: 2 ▶ 4</i>	Machines making work easier <i>Groups: 2 ▶ 1</i>	Balancing forces <i>Groups: 2 ▶ 4</i>	Advantages of machines <i>Groups: 2 ▶ 4</i>
9 – Environment – Ecosystems <i>Page 38</i>	Feeding relationships <i>Groups: 2</i>	Energy in ecosystems <i>Groups: 1 ▶ 2 ▶ 4</i>	Life in a pond <i>Groups: 2</i>	How much change is too much? <i>Groups: 2 ▶ 1</i>
10 – Astronomy – Our solar system <i>Page 42</i>	Devising a solar system quiz <i>Groups: 1 ▶ 2</i>	Changing ideas about the night sky <i>Groups: 1 ▶ 2</i>	Interpreting solar system data <i>Groups: 4 ▶ 1 ▶ 2</i>	On other planets <i>Groups: 1 ▶ 2</i>
Planning and self-evaluation <i>Page 46</i>	Self-directed learning <i>Groups: 1 ▶ 3 ▶ 1</i>	Using thought experiments <i>Groups: 1 ▶ 2</i>	Designing investigations <i>Groups: 2 ▶ 1 ▶ 2</i>	